


FSK User Manual Book



Copyright © All rights reserved 2019



DISCLOSURE

FOREX Trading has large potential rewards, but also large potential risks. You must be aware of the risks and be willing to accept them to invest in the FOREX markets. Don't trade with money you can't afford to lose. This is neither a solicitation nor an offer to Buy/Sell currencies, futures or options. No representation is being made that any account will or is likely to achieve profits or losses like those discussed on this website.

The past performance of any trading system or methodology is not necessarily indicative of future results.

Trading foreign exchange on margin carries a high level of risk and is not suitable for all investors. The high degree of leverage can work against you. As with all investments, you should not invest money that you cannot afford to lose. Before deciding to invest in foreign exchange, you must carefully consider your investment objectives, level of experience, and risk appetite. Additionally, you must be aware of all the risks associated with foreign exchange trading and seek advice from an independent financial advisor.

Past results are not necessarily indicative of future success.

CAUTION

FOREX trading is a legal serious business not very different than any other legal serious business. In any legal serious business, it is normal to have costs. What counts at the end is that your income will be higher than your costs, even if the income typically comes after you take the costs. It is very important to know that the business reality is not so much different than the business plan. With the same approach, you need to consider FOREX trading losses as a business cost and winnings as business income. The business plan here is the trading system statistical behavior, your analysis on your risk tolerance, your decision to select the risk level and your ability to seriously follow all the aspects of this plan. Make sure you abide by the stated rules on how to **TRADE WITH THE FSK SOFTWARE FOR PROFITABILITY & CONSISTENCY.**

GETTING STARTED

Forex Sniper Killer aka '**FSK**' is a software program that operates on the FOREX market with a purpose or function of conducting critical in-depth market technical analysis on behalf of a retail trader. Within it is an inbuilt 95% trading precision, for both long & short term scalp trades. Its built up includes theories that aids its precision of market Supply & Demand on commercial scale incorporated, and further algorithmic price actionable trading styles incorporated. All hidden behind the entry and exit colored spot signs that reflect potential buying and selling opportunities. **FSK** does not operate automatically but needs human intervention.

The **FSK SOFTWARE** requires a "MetaTrader4" trading platform which is freely available from a wide selection of FOREX brokers.

GETTING STARTED

TAKE INTO CONSIDERATION;

- 1.We strongly recommend that you operate a demo account before trading with real money. This will help you become familiar with the way FSK software operates before you commit genuine funds to a Real money account.
- 2.Please be extremely careful when determining trading volumes and setting risk management Lot sizes!
- 3.If you suspect that FSK is operating incorrectly, please stop trading and contact us immediately at Email us on: ntglobalpalaceservices001@gmail.com

NEW USERS

If you do not have MetaTrader4 installed on your computer then you can download a copy by going to the following link and request a demo or live account: www.tradersway.com. We used TRADERSWAY as an example because it is our preferred broker. You are free to use any MetaTrader 4 broker you wish, but keep in mind to find a broker that offers minimum spreads to ensure **FSK's** best performance. Also, make sure the broker has a good reputation worldwide among its customers.

We personally recommend only ECN brokers, because they have tight spreads and that is what we need to make true profits. They also operate directly on the FOREX market for their clients and not against them as most of dealing desk brokers do.

BROKER REQUIREMENTS

FSK works basically with any broker that can offer a MetaTrader4 platform, regardless of account type, if it uses micro or mini lots, 4 or 5 decimal quotations.

Only a few pips' difference for all currencies used combined (10 in our case) can make a big difference over a few thousand trades (and a lot of extra money.)

Choosing a better broker is easier than trying to win that difference in pips between brokers. Our goal is to win money on FOREX, and although opening a new account on a good broker takes minutes, it can have a positive impact for many years to come.

WHAT YOU MUST KNOW BEFORE USING FSK SOFTWARE

To reduce the risk of losing money and increase our chances to really make money with the software trading system, we must have all the following elements. Even having only one less will ensure that we lose:

- Use proper Risk or Money Management when taking trades
- Make sure you have a good and fast internet connection
- Back test your package of the FSK SOFTWARE for at least 7 trading days before investing and using real money with it
- Use software on accounts of minimum balance \$100 and above
- Read Correctly Market Readings As to the use of the software
- 95% success rate is archived by trading on higher timeframes as this is a technical system

Installation Process:

To attach the software to your MetaTrader(Mt4) trading platform, these are the steps to follow:

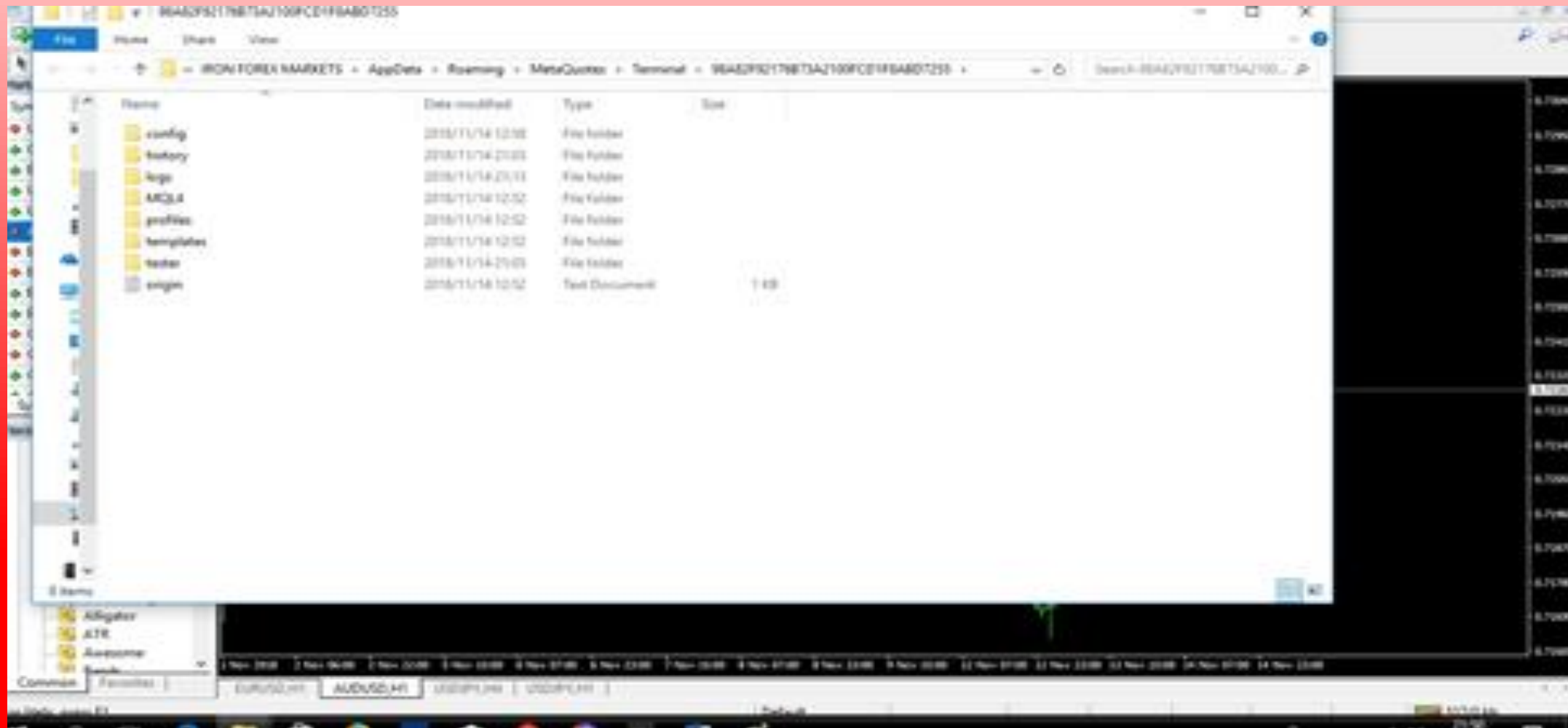
1. Open your Metatrader platform



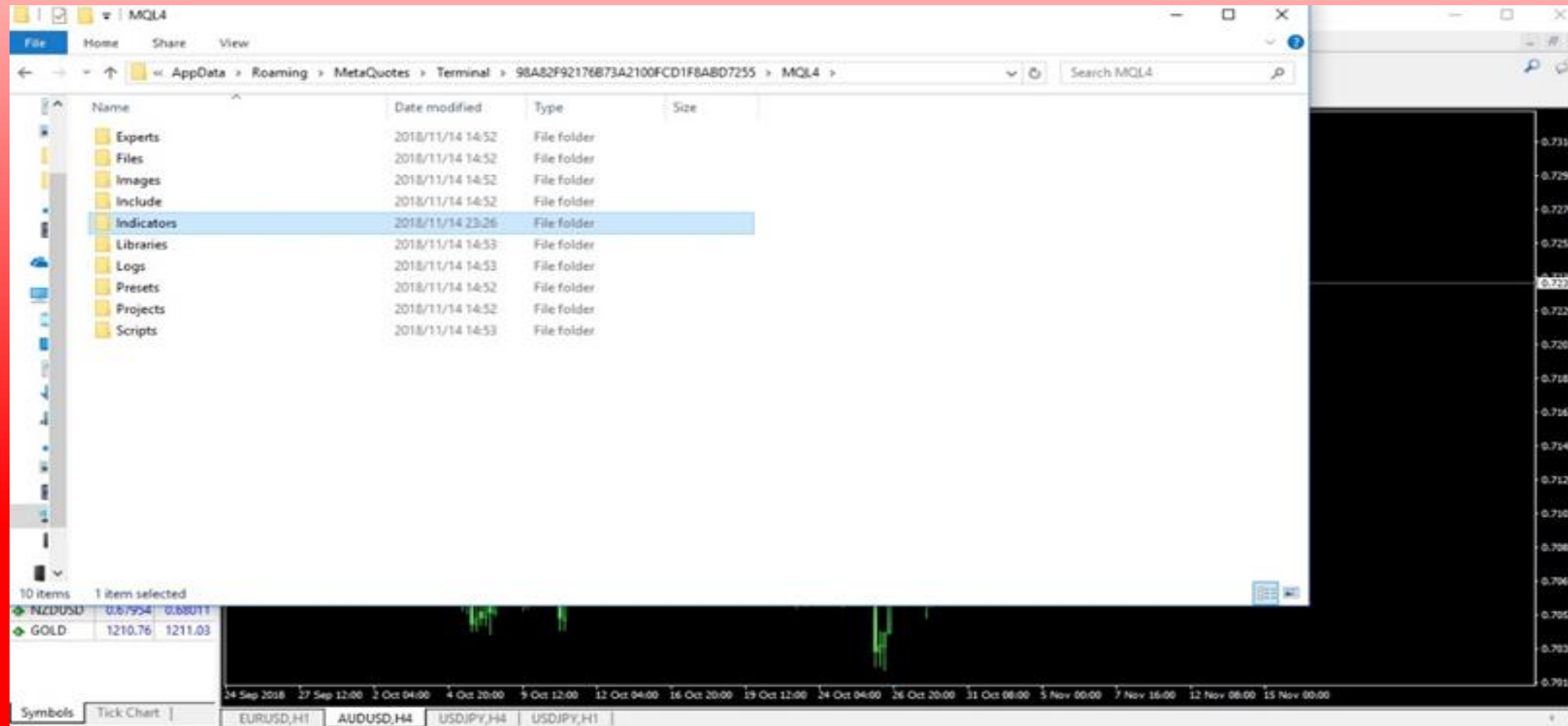
2. Go to File



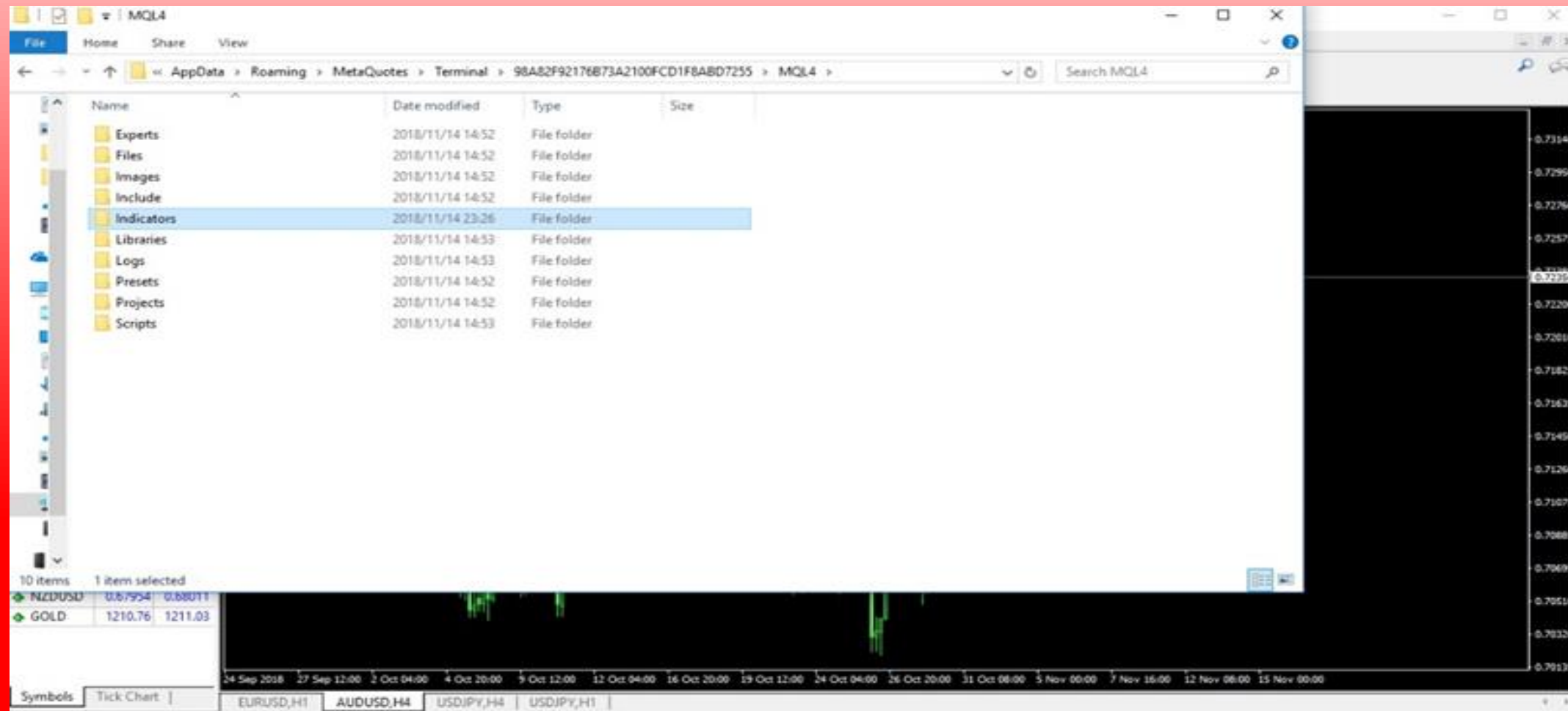
3. Go into Open Data Folder. You will see this pop up as below



4. Go into MQL4. You will see this pop up as below



5. Go into the Indicators folder and then PASTE the FSK SOFTWARE FILES ex4 files in the indicators folder.



5. Go into the Indicators folder and then PASTE the FSK SOFTWARE FILES ex4 files in the indicators folder (both the FSK Plugin & the FSK Entry Alert.

6. Close the Metatrader platform.

7. Open the platform again and find the FSK SOFTWARE FILES in the Navigator window on your trading platform.

8. Open a New chart of a currency pair and drag/insert the FSK SOFTWARE FILES onto your chart and START CREATING WEALTH THE EASY WAY!

OR

9. After the installation process Copy & Paste the Forex Sniper Killer TEMPLATE. Tpl File to the Templates Folder on your MT4 PLATFORM.

HOW THE FSK SOFTWARE WORKS

Color Code For Trade Entry Confirmations


RED DOT →  Sell Signal Alert

GREEN DOT →  Buy Signal Alert

1. THE GREEN DOTS ARE BULL OR LONG SIGNALS. Which means that when an alert is given by the green signal dot, a confirmation signal is anticipated and then a BUY Trade is Executed.
2. THE RED DOTS ARE BEAR OR SHORT SIGNALS. In other words a confirmation bear candle is anticipated after the signal and then a SELL trade or position is opened or executed.

HOW THE FSK SOFTWARE WORKS

Color Code For IMPORTANT ENTRY & EXIT LEVELS

Golden Solid Horizontal Lines	—————→		Depicts Important Market Support & Resistance Price level. Critical Long Term Buying & Selling Areas.
Blue Dotted Horizontal Lines	—————→		Depicts Weak Market Support & Resistance Price level. Short term Buying & Selling Areas.

NOTE

THE GOLDEN LINE,

- Is a **RESISTANCE/SELLING** level when current market price is underneath it.
- Is a **SUPPORT/BUYING** level when current market price is above it.

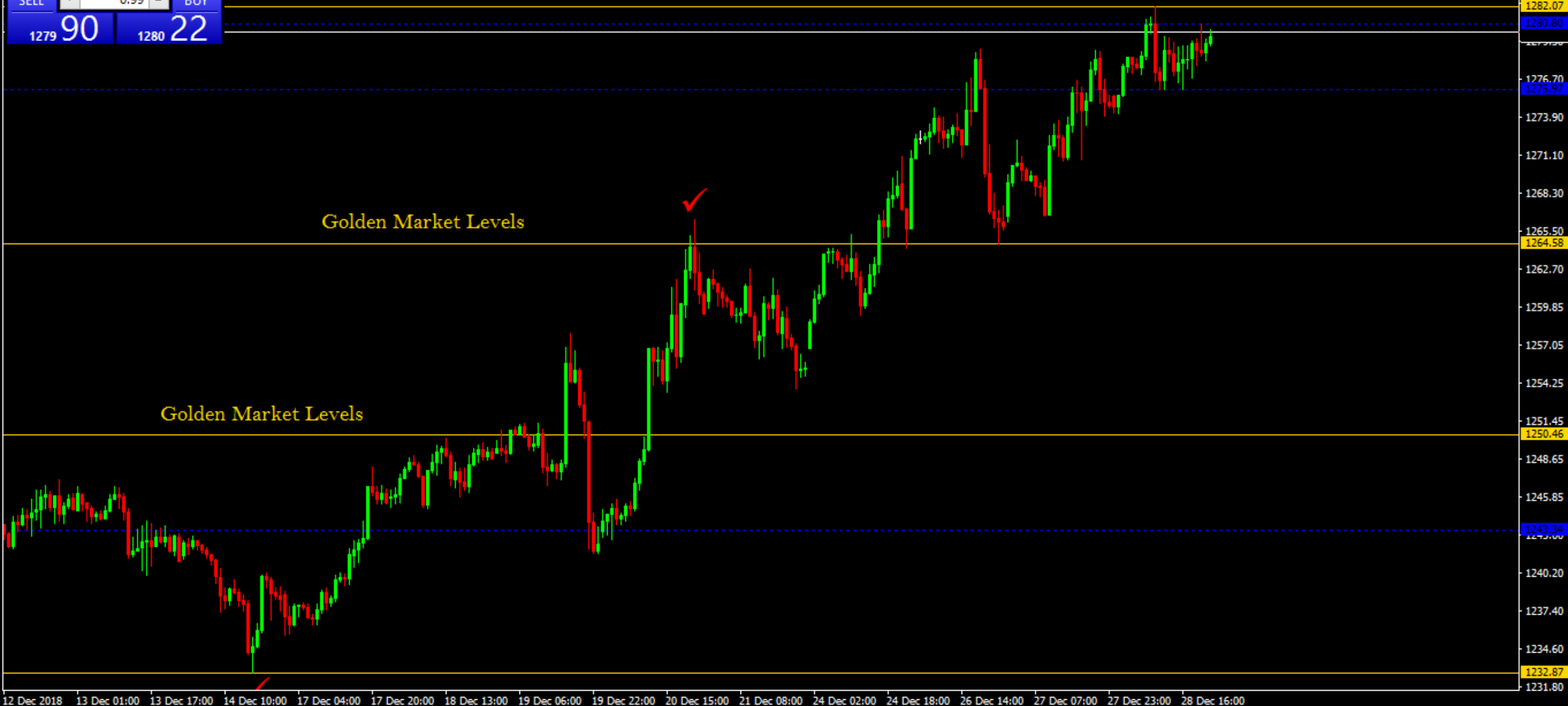
SEE CHART PHOTOS BELOW.....

▲ XAUUSD, H1 1279.34 1280.42 1279.23 1279.90

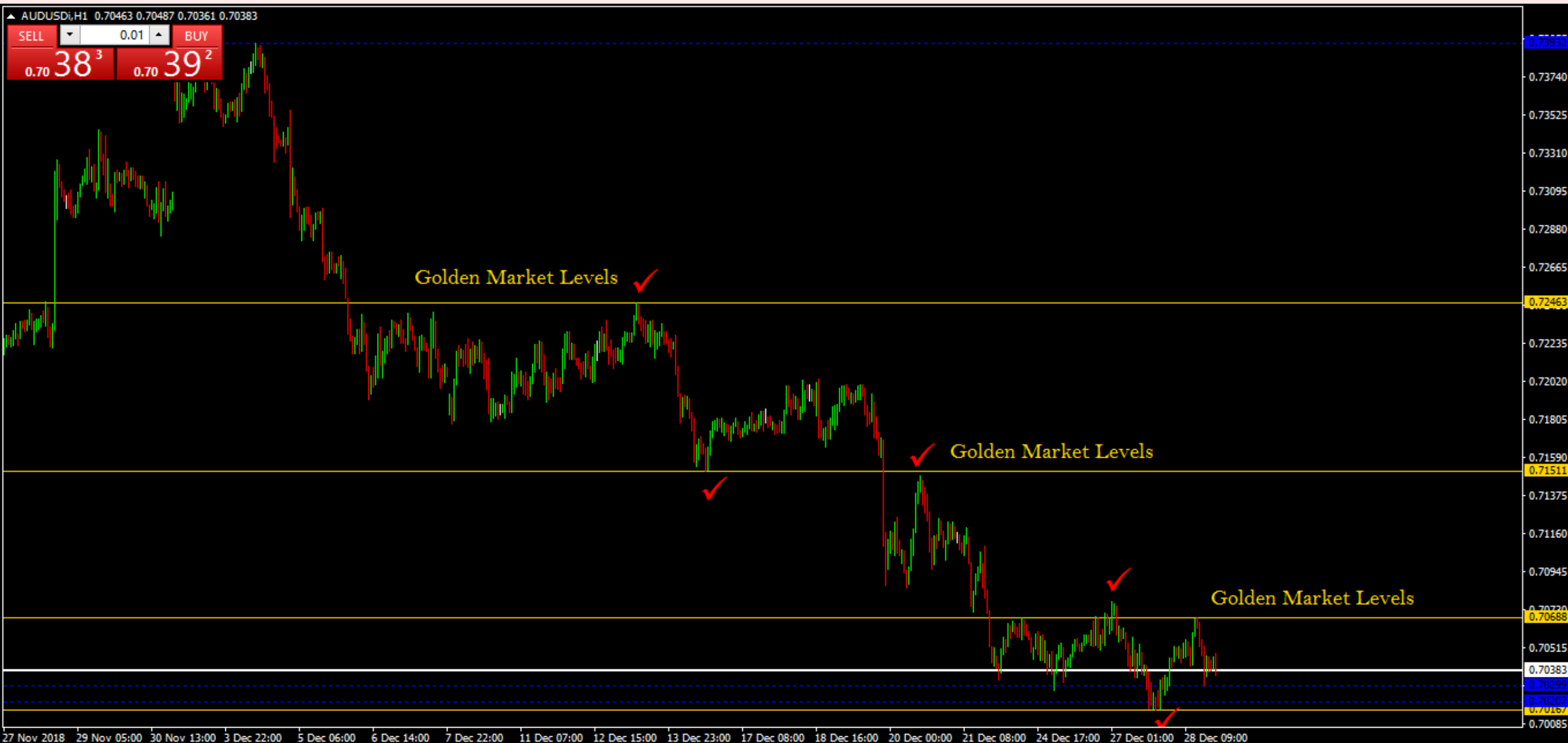
Golden Market Levels

SELL BUY

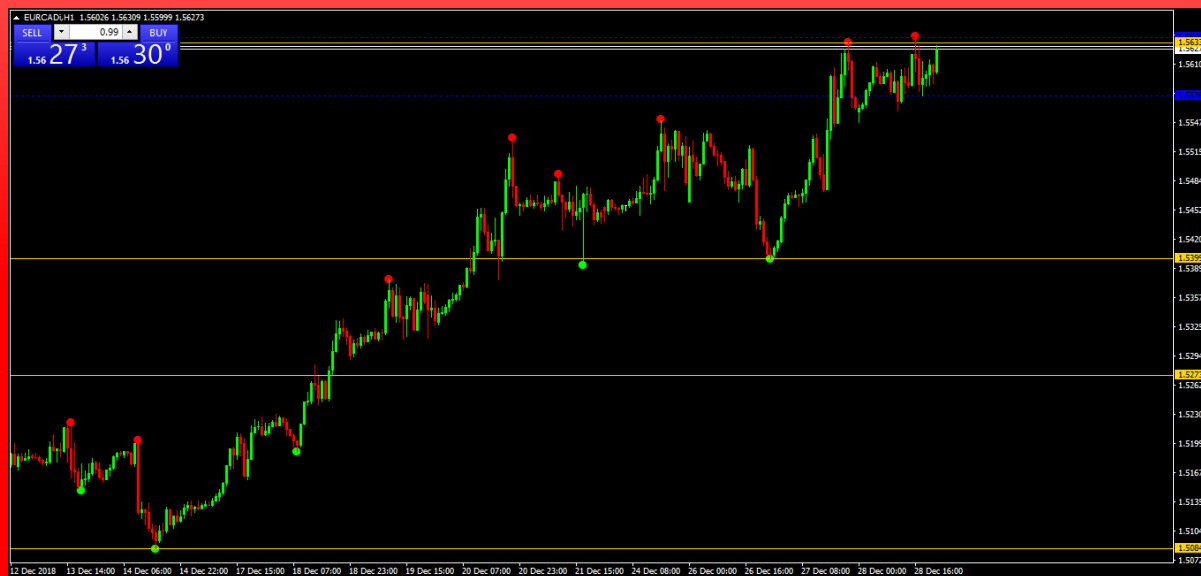
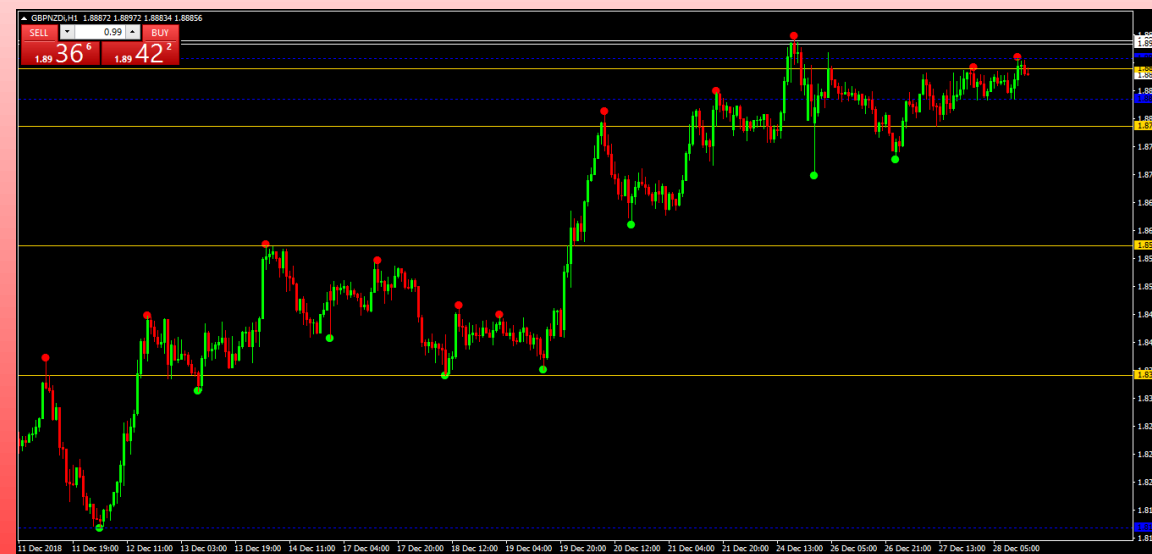
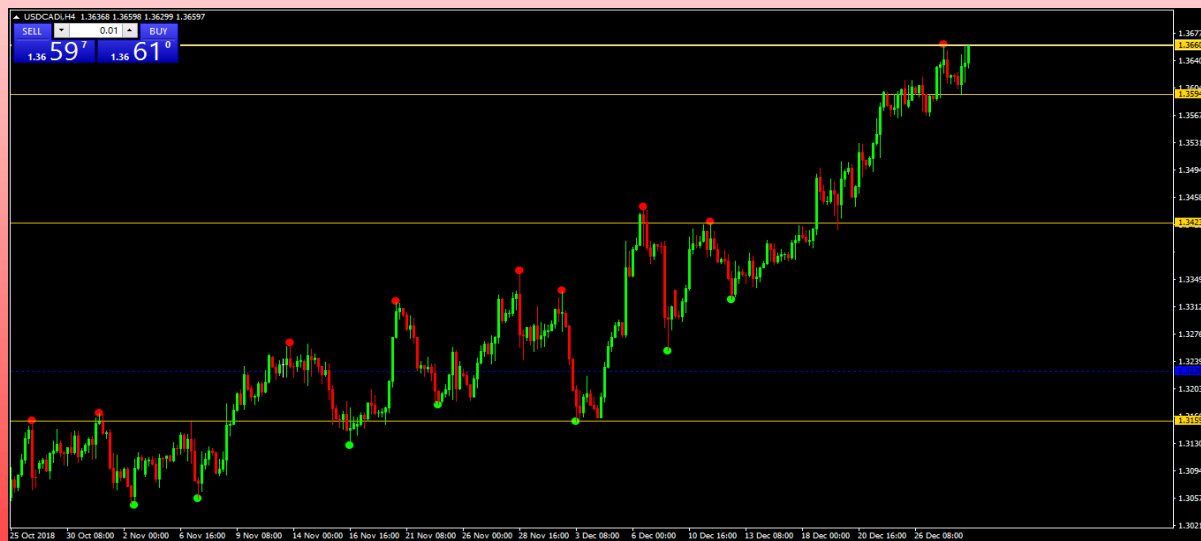
1279 90 1280 22



12 Dec 2018 13 Dec 01:00 13 Dec 17:00 14 Dec 10:00 17 Dec 04:00 17 Dec 20:00 18 Dec 13:00 19 Dec 06:00 19 Dec 22:00 20 Dec 15:00 21 Dec 08:00 24 Dec 02:00 24 Dec 18:00 26 Dec 14:00 27 Dec 07:00 27 Dec 23:00 28 Dec 16:00




APPEARANCE OF THE FSK SELF ANALYZING SOFTWARE



HOW TO ACHIEVE 95% SUCCESS RATE WHILE USING THE FSK SOFTWARE

1. The 95% success rate is achieved from Trading on Higher Timeframes (H1, H4, D1 etc)
2. Make sure to always use the **FOREX SNIPER KILLER ENTRY ALERT** as confirmation before taking trades.
3. Make sure for every Entry Taken, the **RED OR GREEN DOT** used as entry confirmation should be at a reflected **SUPPORT or RESISTANCE** recognized level.
4. Always give your trade time (at least 1Hour holding period from entry to attain maximum profits)
5. Make sure upon profits to protect your profits with a trailing stop as you hold trades as MARKETS Fluctuate often.



**ENJOY STRESS FREE PROFITABLE TRADING
USING FSK SOFTWARE** – Make sure after your
success with it, gives us some thumbs up,
recommendations & share with us your testimony,
profits & experience...!!!

For Queries or Enquires Email us on: ntglobalpalaceservices001@gmail.com

----- **NT-Global Currency Palace Mentorship** -----

COPYRIGHT INFORMATION

REPRODUCTION AND OR TRANSLATION OF ANY PART OF THIS WORK BY ANY MEANS ELECTRONIC OR MECHANICAL INCLUDING PHOTOCOPYING BEYOND THAT PERMITTED BY COPYRIGHT LAW WITHOUT THE PRIOR WRITTEN PERMISSION OF THE PUBLISHER IS UNLAWFUL.

Copyright © 2018 – NT Corp, www.ntcorp.org- All Rights Reserved

Author: NT Affiliated Administration