

Smart Forex Robot v1.0

User Guide



Support Pairs: EURCHF, GBPUSD, CHFJPY, GBPCAD, GBPAUD, USDCHF, CADCHF, NZDJPY, AUDCHF, GBPCHF, USDJPY, EURGBP, AUDCAD, EURCAD, EURJPY, EURAUD, CADJPY, USDCAD, AUDNZD, EURUSD, NZDUSD

You can also set up any other pairs.

Recommended Time Frame: M1 or M5

Getting Started

Do not EVER use two instances of the robot, or any combination of robots with identical magic numbers on a same account!!!

Before installing Smart Forex Robot on your computer and commencing trading on a real account, please read this carefully: it may be crucial for your future profits.

Trading forex entails risk and each instance of negligence or inattention may lead to significant loss!

1. We strongly recommend that you operate a demo account before trading with real money. This will help you become familiar with the way Smart Forex Robot operates before you commit genuine funds to a real money account.
2. Please be exceptionally careful when determining trading volumes and setting automatic risk management parameters!
3. If you suspect that Smart Forex Robot might be operating incorrectly, please halt operations and contact us immediately!

The MetaTrader4 (MT4) Trading Platform

Smart Forex Robot operates within the MetaTrader4 trading platform. MT4 is a free trading platform available through most forex brokers.

If you do not have MT4 installed on your computer, you can download a copy by going to one of the following brokers and requesting a demo account:

www.alpari.com

www.tickmill.com

www.thinkforex.com

www.pepperstone.com

www.hfeu.com

This list is for reference only. We are not affiliated with any broker.

We cannot stress enough, how important is to choose a decent, reputable FOREX broker with competitive spreads and good trading conditions. If you are new to FOREX trading, make sure that you spend enough time in your own research for that matter, before investing any real money in any FOREX broker!

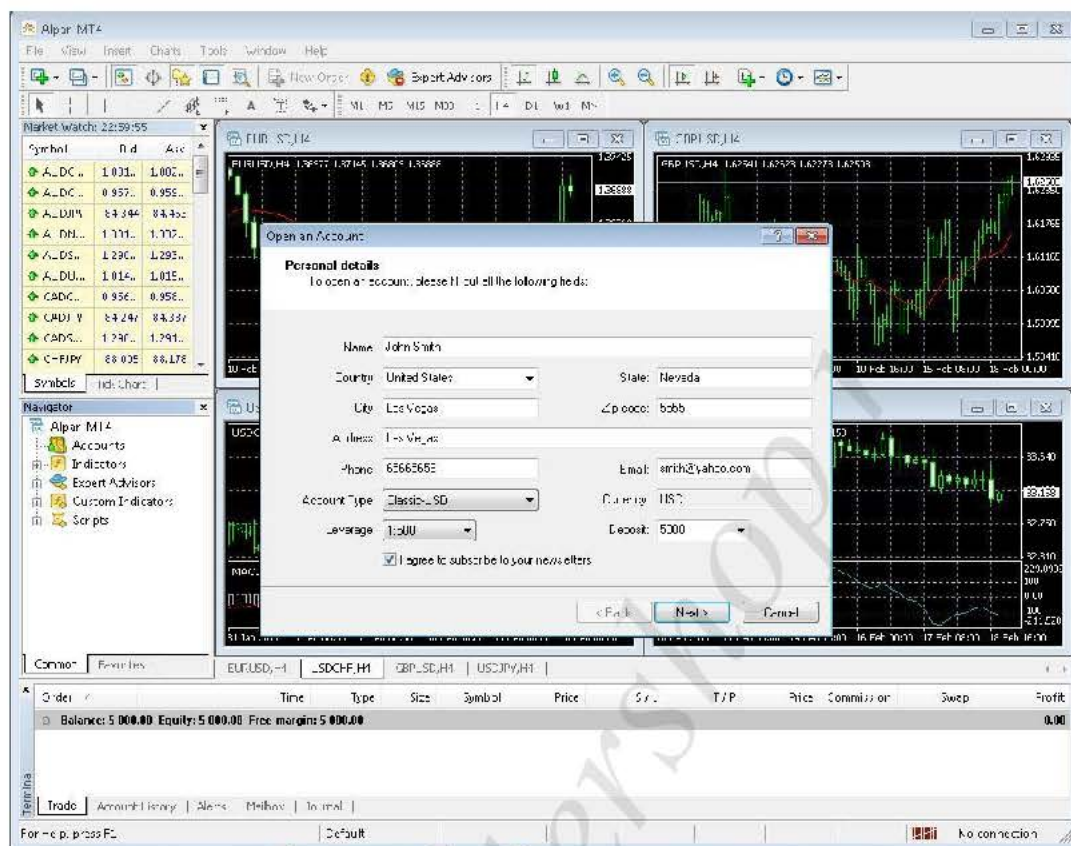
Installing MetaTrader 4

Browse through this section if you are familiar with MT4 and already have a broker account.

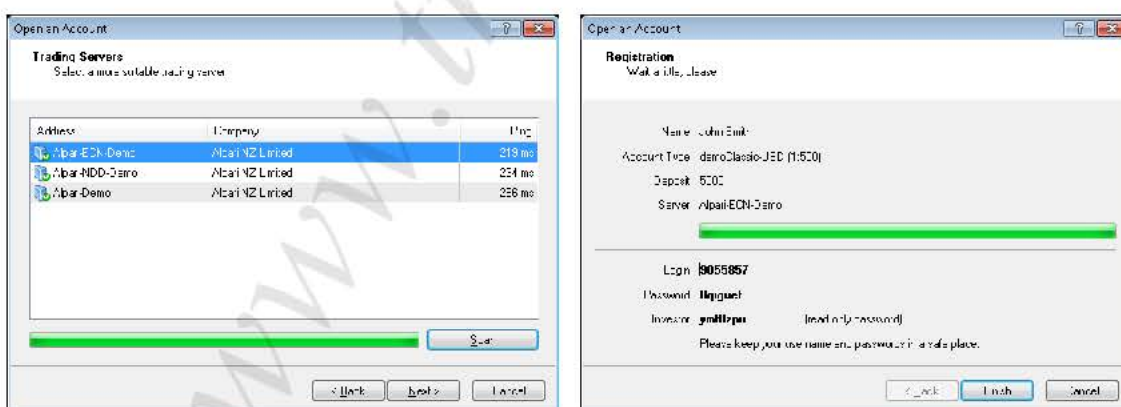


After completing installation, you will be asked to create a demo account. Fill in the details and

select the amount of the account deposit. Enable Agree to subscribe to your newsletters, then click *Next*.

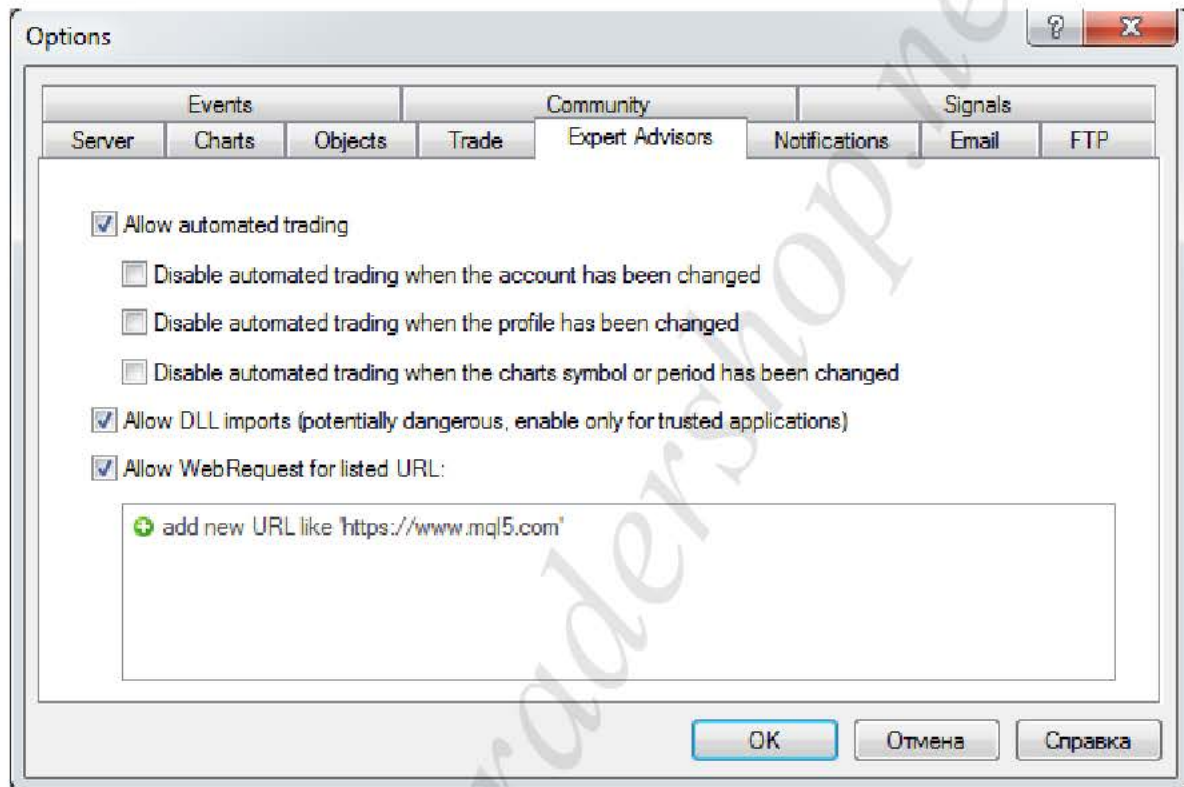


The program will ask you to select the trade server to which it should connect. Click *Next*. In the next window, click *Finish*.



Installing Smart Forex Robot

1. Copy files from "Experts" distributive to "MT4 Folder\MQL4\Experts\" folder and copy files from "Libraries" to "MT4 Folder\MQL4\Libraries" downloaded program Metatrader 4, get agreement to change files in case of name-coincidence.
2. Open Metatrader 4 terminal, Service - Settings, choose Advisors and do the same as it's shown in the picture below.



3. In Navigator panel (usually to the left) press "+" in front of Advisors.
4. Replace with (the help of mouse) Smart Forex Robot to chart selected pairs, M1 or M5 Time Frame, schedule that was previously opened.
5. Make necessary settings and press OK.

Description of advisor settings

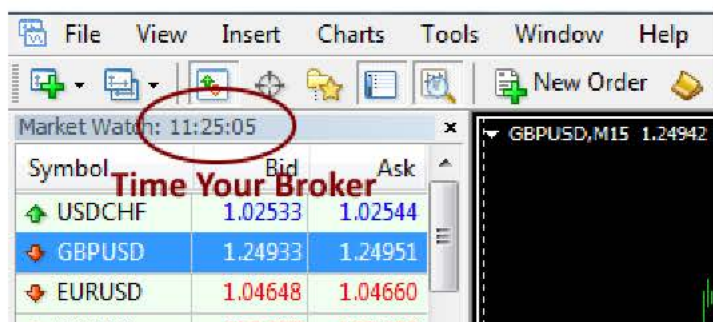
- **FixedLots** - fixed size of the opened lot.
- **RiskPercent** - percentage size of the lot depending on the equity (5-8% is recommended, if you want to quickly increase the deposit, you can set 10-15%, but remember that the drawdowns and the risk of loss increase accordingly).
- **TakeProfit** - manual setting of *TakeProfit*. When 0 is considered automatically, depending on the conditions and the current volatility.
- **StopLoss** - manual setting of *StopLoss*. When 0 is considered automatically, depending on the conditions and the current volatility.
- **VolatilATRFilter** – coefficient of the volatility filter affects the total number of transactions.
- **LimitOrders** – number of simultaneous open transactions in one direction through the distance specified in *NextOrdersDist*. For conservative trade, specify *LimitOrders* = 1.
- **NextOrdersDist** – distance in points through which an additional order is opened.
- **ChannelPeriod** – number of bars to calculate the range of price movement.
- **ChannelShiftEntry** – number of points for indenting the range.
- **MinSizeChannel** – minimum width range.
- **ExitAfterMinutes** – number of minutes, after which the algorithm seeks to close the order for additional filters, provided that the profit is greater than specified in the parameter *ExitMinutesProfit*
- **ExitMinutesProfit** – after how many points of profit, the order can be closed by additional filters
- **ExitChannelDist** – how many points price should go beyond the channel, so that the algorithm can close the order provided that the profit is greater than specified in the parameter *ExitChannelPips*
- **ExitChannelPips** - after how many points of profit, an order can be closed, if the price goes beyond the channel
- **Start_Hour** - trading start hour
- **Start_Minute** – trading start minute
- **End_Hour** – trading end hour
- **End_Minute** – trading end minute
- **ManualTimeOffsetGMT** - manual setting of your broker's time zone. **Please read the chapter GMT Offset - how to set below.*
- **DST** – if *true*, consider daylight saving time
- **Trail_Start** – if more than 0, after how many point Trailing Stop is enabled
- **Trail_Distance** – trailing move size point
- **Trail_Step** – trailing step point
- **MagicNumber** - identifier of the orders of the EA. Attention! For each pair, set up a different MagicNumber
- **OrderComments** - comments for opened orders.
- **MaxSpread** - maximum value of the spread, at which it is allowed to open orders

GMT Offset - how to set?

To properly set **GMT Offset** need to follow the instructions below.

1. Look at the clock in MetaTrader (top left in the "Market Watch" window).

If you do not see, tap the combination of buttons Ctrl + M).



This is the current time, your broker.

2. Go to site:

<http://www.timeanddate.com/time/zones/gmt>

GMT time now

09:24:57

Monday, 19 December 2016

This time is GMT - 0

- GMT will be observed in [Troll Station](#) until 1 Mar 2017, 01:00
- GMT will be observed in [London](#) until 26 Mar 2017, 01:00
- [UTC Offset](#): UTC +0

or

<https://greenwichmeantime.com/>



And see current **time in London**, it is a point of reference, **GMT = 0**.

3. Compare the **current hour of your broker** and the **current hour for GMT - 0** that you have looked at sites in paragraph 2.

Exemplary embodiments of calculation:

-Current time is GMT-0 = **9:30** (24 hour format) - current time is your broker **11:30** it means that your broker has 2 hours more than GMT-0, summarize your broker **GMT Offset = 2**

-Current time is GMT-0 = **9:30** (24 hour format) - current time is your broker **10:30** it means that your broker has 1 hours more than GMT-0, summarize your broker **GMT Offset = 1**

-Current time is GMT-0 = **9:30** (24 hour format) - current time is your broker **9:30** it means that your broker has 0 hours more than GMT-0, summarize your broker **GMT Offset = 0**

-Current time is GMT-0 = **9:30** (24 hour format) - current time is your broker **8:30** it means that your broker has 1 hours less than GMT-0, summarize your broker **GMT Offset = -1**

etc.

Terms of Use and Risk Disclosure

U.S. GOVERNMENT REQUIRED DISCLAIMER

FOREX trading has large potential rewards, but also large potential risk. You must be aware of the risks and be willing to accept them in order to invest in the FOREX markets. Don't trade with money you can't afford to lose. This is neither a solicitation nor an offer to Buy/Sell currencies, futures or options. No representation is being made that any account will or is likely to achieve profits or losses similar to those discussed on this web site.

The past performance of any trading system or methodology is not necessarily indicative of future results.

Trading foreign exchange on margin carries a high level of risk and is not suitable for all investors. The high degree of leverage can work against you. As with all investments, you should not invest money that you cannot afford to lose. Before deciding to invest in foreign exchange, you must carefully consider your investment objectives, level of experience, and risk appetite.

Additionally, you must be aware of all the risks associated with foreign exchange trading and seek advice from an independent financial advisor. Past results are not necessarily indicative of future success.

CFTC RULE 4.41 – HYPOTHETICAL OR SIMULATED PERFORMANCE RESULTS HAVE CERTAIN LIMITATIONS. UNLIKE AN ACTUAL PERFORMANCE RECORD, SIMULATED RESULTS DO NOT REPRESENT ACTUAL TRADING. ALSO, SINCE THE TRADES HAVE NOT BEEN EXECUTED, THE RESULTS MAY HAVE UNDER-OR-OVER COMPENSATED FOR THE IMPACT, IF ANY, OF CERTAIN MARKET FACTORS, SUCH AS LACK OF LIQUIDITY. SIMULATED TRADING PROGRAMS IN GENERAL ARE ALSO SUBJECT TO THE FACT THAT THEY ARE DESIGNED WITH THE BENEFIT OF HINDSIGHT. NO REPRESENTATION IS BEING MADE THAT ANY ACCOUNT WILL OR IS LIKELY TO ACHIEVE PROFIT OR LOSSES SIMILAR TO THOSE SHOWN.

By using Smart Forex Robot, you acknowledge that you are familiar with these risks and that you are solely responsible for the outcomes of your decisions. We accept no liability whatsoever for any direct or consequential loss arising from the use of this product. It's to be noted carefully in this respect, that past results are not necessarily indicative of future performance.

Your purchase Smart Forex Robot serves as your acknowledgement and representation that you have read and understand these TERMS OF USE and that you agree to be bound by such TERMS OF USE ("License Agreement").

Copyright Information

REPRODUCTION AND OR TRANSLATION OF ANY PART OF THIS WORK BY ANY MEANS ELECTRONIC OR MECHANICAL INCLUDING PHOTOCOPYING BEYOND THAT PERMITTED BY COPYRIGHT LAW WITHOUT THE PRIOR WRITTEN PERMISSION OF THE PUBLISHER IS UNLAWFUL.

The latest version and more information is available on the website <http://smartforexrobot.com/>

Copyright @ 2014-2017 SmartForexRobot.com - All Rights Reserved

Author: Smart Forex Robot Robot Team

Website: www.smartforexrobot.com unlocked by: www.TraderShop.Net

This product is protected by copyright SmartForexRobot.com. Unlocked by Cs.FxTools@gmail.com